



US00D744322S

(12) **United States Design Patent**
Cobianco

(10) **Patent No.:** **US D744,322 S**

(45) **Date of Patent:** **** Dec. 1, 2015**

- (54) **DOUBLE-SIDED HOOK**
- (71) Applicant: **Roger L Cobianco**, Spring Hill, FL (US)
- (72) Inventor: **Roger L Cobianco**, Spring Hill, FL (US)
- (**) Term: **14 Years**
- (21) Appl. No.: **29/488,965**
- (22) Filed: **Apr. 24, 2014**
- (51) **LOC (10) Cl.** **08-05**
- (52) **U.S. Cl.**
USPC **D8/370**
- (58) **Field of Classification Search**
USPC D8/16, 17, 18, 19, 20, 26, 363, 366,
D8/370-377, 380-382; D23/223, 257,
D23/238, 252; D6/323; D26/87; D19/113;
D20/10, 42, 99; D9/455, 499
CPC B25H 3/04; A47B 47/05; A47B 55/02;
A47B 57/20; G09F 7/00; G09F 7/18
See application file for complete search history.

5,339,498 A 8/1994 Parsons
 D364,336 S * 11/1995 Calusinski D8/371
 D368,219 S * 3/1996 Protz, Jr. D8/371

(Continued)

OTHER PUBLICATIONS

Cinchy, The Better Bungee—Components, available online at <http://www.cinchy.com/components.html>, viewed on Feb. 27, 2012.

(Continued)

Primary Examiner — Robert M Spear
Assistant Examiner — Eliza Bennett-Hattan
 (74) *Attorney, Agent, or Firm* — Law Office of Steven R. Olsen, PLLC; Steven R. Olsen

(57) **CLAIM**
 The ornamental design for a double-sided hook, as shown and described.

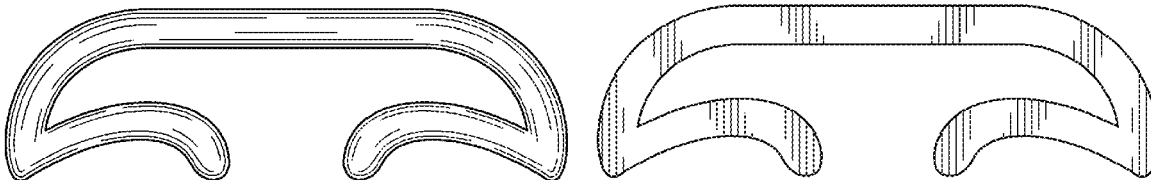
DESCRIPTION

FIG. 1 is a top view of my new design for a double-sided hook according to a first embodiment, a bottom view of the first embodiment being a mirror image thereof;
 FIG. 2 is a first end view of the first embodiment;
 FIG. 3 is a second end view of the first embodiment;
 FIG. 4 is a first side view of the first embodiment;
 FIG. 5 is a second side view of the first embodiment;
 FIG. 6 is a top view of my new design for a double-sided hook according to a second embodiment, a bottom view of the second embodiment being a mirror image thereof;
 FIG. 7 is a first end view of the second embodiment;
 FIG. 8 is a second end view of the second embodiment;
 FIG. 9 is a first side view of the second embodiment; and,
 FIG. 10 is a second side view of the second embodiment.

1 Claim, 2 Drawing Sheets

(56) **References Cited**
U.S. PATENT DOCUMENTS

107,952 A	10/1870	Osborn	
242,655 A	6/1881	Kilmer	
402,786 A	5/1889	Tyler	
521,847 A	6/1894	Christensen	
904,747 A	11/1908	Anderson	
2,296,082 A	9/1942	Bierk	
2,642,640 A	6/1953	Mills	
4,432,121 A	2/1984	Dupre	
4,622,724 A	11/1986	Dupre	
4,998,495 A	3/1991	Bos et al.	
D317,861 S *	7/1991	Lechner	D6/566
5,195,216 A	3/1993	Ishii	



(56)

References Cited

U.S. PATENT DOCUMENTS

5,625,925 A 5/1997 Richards
5,630,257 A 5/1997 Brody et al.
5,682,652 A 11/1997 Brody et al.
5,964,698 A 10/1999 Fowler
6,012,204 A 1/2000 Roethler
D423,916 S * 5/2000 Kalat D8/370
D465,997 S * 11/2002 Kalat D8/370
6,851,163 B2 2/2005 Selby
D531,885 S * 11/2006 Agesawa D8/370

D600,101 S * 9/2009 Meyers D8/370
7,908,716 B2 3/2011 Soresen
D700,041 S 2/2014 Cobianco
D700,042 S 2/2014 Cobianco
D703,516 S * 4/2014 Wood D8/370

OTHER PUBLICATIONS

Lee Valley Tools, Rubber Cord, available online at <http://www.leevalley.com/>, viewed on Feb. 27, 2012

* cited by examiner




FIG. 1



FIG. 2



FIG. 3



FIG. 4



FIG. 5

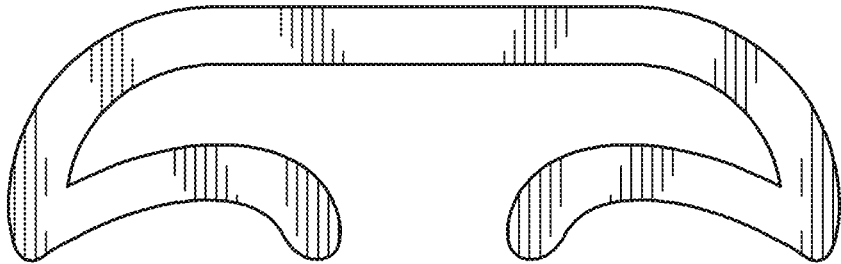


FIG. 6



FIG. 7




FIG. 8



FIG. 9



FIG. 10